

COLONIAL REPORTS—ANNUAL.

---

No. 735.

SOUTHERN NIGERIA.

---

REPORT FOR 1911.

(For Report for 1910, see No. 695.)

---

Presented to both Houses of Parliament by Command of His Majesty.

October, 1912.

---



LONDON:  
PUBLISHED BY HIS MAJESTY'S STATIONERY OFFICE.  
To be purchased, either directly or through any Bookseller, from  
WYMAN AND SONS, LIMITED, FETTER LANE, E.C., and  
32, ABINGDON STREET, S.W.; or  
H.M. STATIONERY OFFICE (SCOTTISH BRANCH),  
23, FORTH STREET, EDINBURGH; or  
E. PONSONBY, LIMITED, 116, GRAFTON STREET, DUBLIN;  
or from the Agencies in the British Colonies and Dependencies,  
the United States of America, the Continent of Europe and Abroad of  
T. FISHER UNWIN, LONDON, W.C.

---

PRINTED BY  
DARLING AND SON, LTD., BACON STREET, E.  
1912.

[Cd. 6007-35.] Price 4½d.

## CONTENTS.

---

	PAGE
FINANCIAL ... ..	4
TRADE ... ..	6
FORESTRY ... ..	9
AGRICULTURE ... ..	15
SHIPPING ... ..	16
LAND ... ..	17
LEGISLATION ... ..	19
EDUCATION ... ..	19
POLICE ... ..	20
CRIMINAL STATISTICS ... ..	21
PRISONS ... ..	22
GOVERNMENT INSTITUTIONS ... ..	22
VITAL STATISTICS ... ..	23
SANITATION ... ..	23
POSTAL ... ..	24
SAVINGS BANK ... ..	24
TELEGRAPHS AND TELEPHONES ... ..	24
RAILWAY... ..	25
MOTOR SERVICE ... ..	26
WATERWAYS ... ..	26
MARINE SERVICES ... ..	27
ROADS AND WORKS ... ..	27
CLIMATE ... ..	29
MILITARY ... ..	30
IMPORTANT EVENTS ... ..	30
GENERAL CONDITION OF THE COUNTRY AND PEOPLE ... ..	30

---

### APPENDICES.

TABLE SHOWING THE IMPORTATION OF SPIRITS, 1906-11 ... ..	32
WORK CONDUCTED AT THE IMPERIAL INSTITUTE DURING THE YEAR 1911 FOR THE COLONY OF SOUTHERN NIGERIA ... ..	32

MAP.

---

No. 735.

**SOUTHERN NIGERIA.**

(For Report for 1910, *see* No. 695.)

---

THE ACTING GOVERNOR TO THE SECRETARY OF STATE.

Government House,  
Lagos, Southern Nigeria,  
19th August, 1912.

SIR,

I HAVE the honour to transmit herewith six copies of the Blue Book for 1911 and also two copies of the report thereon.

I have, &c.,

F. S. JAMES,  
Acting Governor.

The Right Honourable,  
Lewis Harcourt, M.P.,  
Secretary of State for the Colonies,  
&c., &c., &c.

## ANNUAL BLUE BOOK REPORT FOR THE YEAR 1911.

## FINANCIAL.

The total actual revenue collected during the year amounted to £1,956,176. This figure is the largest on record, exceeding the anticipated income as finally revised by the sum of £106,176, and showing an increase of £22,941 over the figures for the year 1910. The details are as follows:—

Head of Revenue.	1911.	1910.	Increase.	Decrease.
	£	£	£	£
Customs Duties ... ..	1,439,386	1,440,284	—	898
Harbour and Lighting Dues ... ..	2,423	2,315	108	—
Licences, &c. ... ..	19,911	22,146	—	2,235
Fees of Court, &c. ... ..	93,940	131,566	—	37,626
Postal Revenue ... ..	14,196	14,119	77	—
Rent of Government Properties	2,470	2,273	197	—
Interest ... ..	53,178	51,332	1,846	—
Miscellaneous ... ..	22,532	2,576	19,956	—
Railway and Tramway ... ..	307,912	265,661	42,251	—
<b>Total ... ..</b>	<b>1,955,948</b>	<b>1,932,272</b>	<b>64,435</b>	<b>40,759</b>
Land Sales ... ..	228	963	—	735
<b>Total ... ..</b>	<b>1,956,176</b>	<b>1,933,235</b>	<b>64,435</b>	<b>41,494</b>

The percentage of contribution of main revenue heads to total revenue was as follows:—

	1911.	1910.
Customs Duties ... ..	73·6	74·5
Railway ... ..	15·8	13·7
Fees of Court, &c. ... ..	4·8	6·8
Licences, &c. ... ..	1·0	1·1
Postal ... ..	0·7	0·7

An analysis of Customs revenue gives the following results:—

	1911.	1910.
	£	£
Specific Duties ... ..	1,275,601	1,232,100
Ad valorem Duties ... ..	163,785	208,184
	<b>1,439,386</b>	<b>1,440,284</b>

The principal articles yielding duty were:—

	Per cent. to total Customs Duties.	1911.	1910.
		£	£
Spirits ... ..	67·8	975,557	999,833
Cotton Goods ... ..	8·1	117,007	133,551
Tobacco ... ..	9·8	141,155	100,345

The total expenditure on all Heads of Service, exclusive of expenditure from Loan Funds on certain specific undertakings, amounted to £1,717,259, of which the following are the details:—

Head of Expenditure.	1910.			1911.			Increase.			Decrease.		
	£	s.	d.	£	s.	d.	£	s.	d.	£	s.	d.
Charge on Account of Public Debt.	207,688	5	5	228,042	8	8	20,359	8	8	—	—	—
Pensions and Gratuities...	14,475	8	1	16,488	0	4	1,962	17	3	—	—	—
Governor's Office ...	9,169	9	2	9,126	14	6	—	—	—	42	14	8
Colonial Secretariat ...	15,519	8	5	16,499	11	2	980	7	9	—	—	—
Political and Administrative.	78,956	12	8	83,238	12	5	4,281	19	9	—	—	—
Judicial ...	18,151	10	2	18,875	12	11	724	2	9	—	—	—
Legal ...	8,508	15	9	8,709	16	7	206	0	10	—	—	—
Treasury ...	14,875	7	9	15,791	16	11	916	9	2	—	—	—
Customs ...	35,781	14	0	38,809	12	6	3,077	18	6	—	—	—
Postal ...	15,647	7	9	16,505	11	5	858	3	8	—	—	—
Telegraphs ...	26,362	18	0	27,682	18	1	1,320	5	1	—	—	—
Audit ...	8,569	14	11	8,641	6	11	71	12	0	—	—	—
Printing ...	10,371	14	6	11,298	10	0	926	15	6	—	—	—
West African Frontier Force.	104,868	19	0	91,803	0	6	—	—	—	18,060	18	6
Volunteer Force ...	2,098	8	11	2,084	1	2	—	—	—	14	7	9
Marine ...	118,655	18	10	120,140	14	10	1,484	16	0	—	—	—
Civil Police ...	45,848	0	1	47,959	8	6	2,116	8	5	—	—	—
Prisons ...	37,915	3	0	45,635	17	9	7,720	14	9	—	—	—
Forestry ...	18,225	10	0	15,046	9	4	1,820	19	4	—	—	—
Agriculture ...	14,638	1	10	10,442	15	1	—	—	—	4,195	6	9
Medical ...	68,482	15	9	67,804	18	9	4,322	3	0	—	—	—
Medical Research ...	679	0	0	690	0	0	11	0	0	—	—	—
Laboratory ...	658	3	1	694	5	6	36	2	5	—	—	—
Sanitary ...	4,610	11	5	5,782	0	0	1,121	8	7	—	—	—
Native Affairs ...	21,956	1	10	22,707	16	5	751	14	7	—	—	—
Education ...	25,896	15	0	27,158	19	8	1,262	4	8	—	—	—
Surveys ...	12,373	2	0	21,636	6	6	9,268	4	6	—	—	—
Mineral Survey ...	2,086	8	0	2,145	8	6	109	0	6	—	—	—
Lands ...	1,132	16	11	1,257	8	8	124	11	9	—	—	—
Rent ...	2,160	8	0	2,247	5	1	86	17	1	—	—	—
Charitable ...	371	0	2	480	12	2	109	12	0	—	—	—
Transport ...	70,601	14	0	68,019	15	6	—	—	—	2,581	18	6
Motor Transport ...	5,401	4	5	5,882	8	8	480	19	3	—	—	—
Contribution to Northern Nigeria.	70,000	0	0	70,000	0	0	—	—	—	—	—	—
Miscellaneous Services ...	58,169	15	8	55,879	11	1	2,709	15	5	—	—	—
Public Works Department.	41,253	0	9	49,979	1	7	8,726	0	10	—	—	—
Roads Construction ...	7,388	8	1	179	3	4	—	—	—	7,208	19	9
Works and Buildings Annually Recurrent.	38,118	14	10	31,318	1	11	—	—	—	1,800	12	11
Roads and Bridges Annually Recurrent.	18,908	2	4	18,787	10	8	—	—	—	115	11	8
Railway ...	154,697	19	9	175,229	7	2	20,531	7	5	—	—	—
Tramway ...	3,821	15	10	3,796	5	6	—	—	—	25	10	4
Carter and Denton Bridges.	1,224	5	2	1,997	10	4	773	5	2	—	—	—
Works and Buildings Extraordinary.	97,151	6	4	106,412	4	10	9,260	18	6	—	—	—
Roads and Bridges Extraordinary.	56,176	15	7	32,961	17	7	—	—	—	23,214	18	0
Telegraphs Extraordinary	7,086	19	7	10,118	16	1	3,032	5	6	—	—	—
Marine Extraordinary ...	50,673	1	7	66,882	6	10	16,209	5	8	—	—	—
Railway Capital Works	—	—	—	49,487	11	1	49,487	11	1	—	—	—
	1,592,282	5	4	1,717,259	8	0	177,287	16	6	52,260	18	10
Extraordinary Expenditure on Loan Works.*	897,696	17	10	—	—	—	—	—	—	897,696	17	10
	1,989,979	8	2	1,717,259	8	0	177,287	16	6	449,957	16	8

\* Since refunded to revenue.

The following figures show total revenue and expenditure for the past five years:—

		Revenue.	Expenditure.
		£	£
1907	... ..	1,459,554	1,217,337
1908	... ..	1,387,975	1,357,763
1909	... ..	1,361,891	1,648,681
1910	... ..	1,933,235	1,592,282*
1911	... ..	1,956,176	1,717,259

Exclusive of the public debt, the assets of the Colony exceeded the liabilities on 31st December, 1911, by £1,007,625 compared with a balance in 1910 of £716,714.

A new loan was floated during the year for £5,000,000 for the redemption of the debentures of the 1908 loan and for further reproductive works. Calls made up to the 31st December amounted to £3,223,039. Allowing for the redemption of outstanding debentures of the 1908 loan, which was effected by the 31st March, 1912, the total Public Debt of the Colony then amounted to £6,471,288; on full payment of calls on the 1911 loan it will amount to £8,248,249.

The agreement hitherto existing between the Government and the Bank of British West Africa was terminated at the end of the year, and the conduct of the banking business of the Colony is now unrestricted.

#### TRADE.

Year.	Imports.	Exports.	Total.
	£	£	£
1909 ... ..	4,529,604	4,114,237	8,643,841
1910 ... ..	5,122,370	5,258,451	10,380,821
1911 ... ..	5,234,186	5,354,101	10,588,287

The above figures do not include either specie or Porto-Novo transit goods and produce. They include, however, Government importations and goods and produce passing through the Central Province to and from Northern Nigeria.

In comparison with the total imports and exports for 1911, viz., £10,588,287, it is of interest to note that the average for the five years 1900-1904, which included Porto-Novo transit goods and produce, was £4,330,000 only, while the average trade for the following six years 1905-1910, excluding Porto-Novo transit trade and specie, was £7,508,773.

Deducting Government imports and exports for each of the last two years, and excluding specie, the following figures show the purely commercial inward and outward shipments of Nigeria, taking Northern and Southern together.

\* Exclusive of the sum of £397,696 17s. 10d. on Account of Expenditure on Loan Works temporarily advanced.

SOUTHERN NIGERIA, 1911.

7

Year.	Imports.	Exports.	Total.
	£	£	£
1910 ... ..	4,578,884	5,256,906	9,835,790
1911 ... ..	4,725,730	5,353,107	10,078,837

Exclusive of specie, the Northern Nigeria commercial imports and exports for each year were as follows:—

Year.	Imports.	Exports.	Total.
	£	£	£
1910 ... ..	258,608	288,311	546,919
1911 ... ..	335,006	391,777	726,783

Exports of tin ore have risen from £38,165 in 1909 and £72,660 in 1910 to £181,759 in 1911.

Allowing for the Northern Nigeria figures, as quoted, the following are found to be the net commercial imports and exports of Southern Nigeria:—

Year.	Imports.	Exports.	Total.
	£	£	£
1910 ... ..	4,320,000	4,968,000	9,288,000
1911 ... ..	4,390,000	4,961,000	9,351,000

These figures do not include specie, Government importations, Northern Nigeria goods and produce, or Porto-Novo transit goods and produce, and, therefore, fairly represent the net trade of Southern Nigeria.

It will be observed that, taking the Southern Nigeria commercial imports and exports together, there is an increase of only £63,000, in 1911 as compared with 1910—the imports showing an increase of £70,000, while the exports show a decrease of £7,000. The year 1910 constituted a record, the trade figures showing an increase over those for 1909 of £2,950,000, and it could not be expected that this increase would be maintained.

The following average prices obtained for produce in the United Kingdom in 1911 show a decrease on those ruling in 1910, though prices were still good.

—	1911.	1910.	1909.	1908.
	£ s. d.	£ s. d.	£ s. d.	£ s. d.
Palm Kernels, per ton ... ..	18 6 0	19 0 0	15 6 6	13 11 0
Palm Oil (Lagos), per ton ... ..	31 15 0	33 5 0	26 10 0	25 8 6
Rubber (Lagos Lump), per lb. ... ..	0 2 2	0 3 6	0 2 2	0 1 8
Cocoa, per cwt. ... ..	2 8 0	2 5 0	2 5 0	2 15 9
Cotton (Mid. American) per lb. ... ..	7·03d.	7·87d.	5·50d.	6·18d.

The following statistics show the exports of palm-kernels and palm-oil, the mainstay of the Colony's trade, since 1900.

## EXPORTS.

*Palm Kernels.*

Year.	Tons.	£	Remarks.
1900 ... ..	85,624	833,630	} Porto-Novo transit kernels included up to 1904.
1901 ... ..	114,046	948,010	
1902 ... ..	132,556	1,274,487	
1903 ... ..	131,898	1,094,349	
1904 ... ..	139,788	1,278,394	
1905 ... ..	108,817	1,090,054	
1906 ... ..	113,347	1,193,989	
1907 ... ..	133,630	1,653,292	
1908 ... ..	136,558	1,424,596	
1909 ... ..	158,849	1,815,967	
1910 ... ..	172,998	2,450,814	
1911 ... ..	176,390	2,574,405	

*Palm Oil.*

Year.	Tons.	£	Remarks.
1900 ... ..	45,508	681,296	} Porto-Novo transit oil included up to 1904.
1901 ... ..	56,766	813,478	
1902 ... ..	64,167	957,637	
1903 ... ..	54,257	847,954	
1904 ... ..	57,947	929,168	
1905 ... ..	50,562	857,848	
1906 ... ..	57,260	1,001,648	
1907 ... ..	65,473	1,813,960	
1908 ... ..	65,460	1,154,933	
1909 ... ..	82,130	1,447,163	
1910 ... ..	76,850	1,742,234	
1911 ... ..	79,337	1,696,876	

The exports of palm-kernels and palm-oil show increases on the figures for 1910, though, on account of the lower prices obtained for the latter product, the value of that article shows a decrease of over £45,000. As the progress of the colony depends on the exports of palm-produce, it is satisfactory to note that the exports of oil and kernels are being maintained, as the following figures indicate.

*Kernels.*

1906-08 average	...	...	127,845 tons per annum.
1909-11 "	...	...	169,412 " "
1911 alone	...	...	176,390 " "

*Oil.*

1906-08 average	...	...	62,731 tons per annum.
1909-11 "	...	...	79,206 " "
1911 alone	...	...	79,337 " "

*Oil and Kernels together.*

1906-08 average	...	...	190,576 tons per annum.
1909-11	„	...	248,851 „ „
1911 alone	...	...	255,727 „ „

The following quantities of the principal Southern Nigeria products were exported in the last two years:—

## 1910.

Palm kernels, tons	172,998	of which Northern Nigeria contributed	...	...	5,810
Palm oil, tons	...	76,850	„	„	113
Rubber, lbs.	...	2,634,023	„	„	519,943
Lint cotton, lbs.	...	2,478,336	„	„	58,688
Cocoa, lbs.	...	6,567,181	„	„	—
Maize, tons	...	5,096	„	„	—

## 1911.

Palm kernels, tons	176,390	„	„	„	4,549
Palm oil, tons	...	79,337	„	„	114
Rubber, lbs.	...	2,164,285	„	„	752,569
Lint cotton, lbs.	...	2,238,208	„	„	32,816
Cocoa, lbs.	...	9,858,774	„	„	—
Maize, lbs.	...	1,941,744	„	„	—

The exports of rubber have declined by over 200 tons, and cotton by 107 tons, but cocoa shows a large increase, the exports for 1911 exceeding those for 1910 by 3,292,000 lbs.—an increase of 50 per cent.

## FORESTRY.

The Chief Conservator of Forests made several short tours through the Ibadan, Oyo, and Ijebu-Ode Districts of the Western Province, in the course of which the Mamu Reserve, where rubber tapping was being undertaken, and the Oshun River Reserve, were inspected. In addition to this he made an extended tour through the Central Province of some two months duration and then proceeded to Northern Nigeria on special duty, where another seven weeks were spent in touring through that country.

During his stay in the Central Province he inspected several of the best native communal rubber plantations where tapping and the preparation of rubber were in full progress. Some of the plantations are really very fine examples of their kind and should eventually form valuable native estates.

The most interesting portion of the country, however, that was gone over was the Niger-Cross River divide—an extensive, plateau-like watershed with steep escarpments and ravines facing the east. It varies in altitude from 1,200 to about 2,000 feet above sea-level and, at the time it was visited, August—September, delightfully bracing cold weather was experienced on it.

Mr. Thompson reports as follows:—

The Ibo tribes, inhabiting that part of the country, have, from long continued farming on the exposed wind-swept ridges, absolutely denuded them of forest growth and transposed them into

rolling grass-covered downs similar to those met with in Sussex. Owing to the strong winds that are prevalent on the highlands, tree growth has now become arrested, and only low grasses and small dwarfed bushes can successfully occupy the exposed situations. This state of affairs has driven the inhabitants to adopt an intensive system of agriculture in which the crops are protected by high mud walls which retain the drainage water and at the same time protect the crops from the drying effect of the winds. Similarly the only large trees met with on the plateau are growing within the native compounds, and in places they are so densely spaced as to give rise to compact blocks of tree vegetation under which moisture-loving crops are grown.

Every year, during the dry season, grass fires sweep over the downs and further cripple the shrubby vegetation in its struggle for existence. Large herds of sleek-looking cattle, by continually grazing over the same areas and trampling on seedlings, complete the suppression of all woody growth and prevent the latter from maintaining any but a most precarious existence. As can easily be imagined from the prevalence of such conditions, erosion of the hillsides and escarpments is proceeding at a rapid pace, especially along the eastern face of the watershed where "river capture" is in operation, and feeders of the Cross River are eating across the plateau, and thus diverting into their own drainage areas feeders of the Niger which belongs to a totally distinct water-system.

Every year, enormous quantities of soil are washed off the plateau and deposited at the foot on the eastern face, where the streams are getting blocked up with sand and the whole country is being turned into a sandy waste on which agriculture is no longer possible. The Cross River tributaries are eating across the plateau from east to west in several places, and if the erosion is not stopped a fine healthy tract of country will be cut up into irregular blocks of hills separated one from another by steep and very deep ravines, and the process will continue until the hills themselves are levelled down, and the materials derived from them deposited over the country in the form of unfertile (sandy) soil. Some of the largest towns are now situated on the very edge of the ravines, and there is no doubt that in course of time the sites themselves will be eroded away.

This plateau offers possibly one of the finest examples of hill erosion to be seen in the tropics, and furnishes a good object lesson of what results are to be expected from the unrestricted destruction of forest vegetation. Nothing but strict fire protection, prevention of grazing, the planting up of the ravine heads and sides with soil-binding vegetation, and the paving of the beds of the ravines can now arrest the process of erosion that is going on.

In the *Western Province* three reserves in the Meko District, aggregating some 230 square miles, were finally gazetted during the course of the year. A large number of selected areas still await settlement and the completion of the preliminary arrangements. From the *Central Province* no changes are reported. In the *Eastern Province* a suitable area some 12 square miles in extent near the Yakko River has been selected for reservation; it is said to be covered with good high forest.

*Western Province.*—The following new plantations were made in the Mamu Reserve during the year:—Teak, 9 acres; ceara, 3 acres; and Para, 20 acres. The older plantations were maintained and several thousands of blanks were filled up in the *Funtumia* compartments. Both teak and mahogany (*Khaya Panchii*) show very good growth in this reserve. Measurements of the former give an average girth of 8·8 inches for plants only 2½ years old.

The plantations in the Oshun River Reserve were increased by the addition of the following plants:—290 mahogany, 200 ayon, 1,400 Para, and 603 teak. The existing plantations were maintained, and a large number of Para seedlings were distributed to villagers for communal plantations.

The plantations in the Ilaro Reserve were increased by 1,200 Para plants, 2,000 dalbeigia sisso, 1,500 teak, 2,000 mahogany, and 800 ceara.

Native communal rubber plantations, 155 in number, were made during the year, chiefly in the eastern districts of the province. This is a great improvement on the results of previous years as the natives have hitherto been very apathetic in the matter.

*Central Province.*—The small mahogany plantations made in previous years by different villages are doing extremely well. In 1911 the number of villages that undertook such operations was 47 and they have planted out 4,020 seedlings, which are said to have been well looked after.

It is a matter for some congratulation that the native communities of the Benin District have been induced to take up communal plantations of long rotation timber crops, from which returns cannot be expected for many years. The movement should be encouraged as much as possible and there is no doubt that a system of small “payments by results” would give a great impetus to the planting and make it almost as popular as the rubber plantations. The Conservator of Forests is preparing a scheme of planting for the consideration of Government.

The annual creation of communal rubber plantations was maintained during the year when 224 villages planted out 67,753 *Funtumia elastica* seedlings; this is exclusive of 4,133 Para rubber plants that were put down under the same scheme.

Communal plantations of ceara rubber were also started in the drier parts of the Province but it is not proposed to extend them until some satisfactory and remunerative method of extracting the latex has been discovered. The Ogba Plantation of mahogany, cedar, oil-palm, ficus, and Para rubber has been maintained and is in a satisfactory condition. The mahogany in particular is doing extremely well.

During the year 68,000 Para rubber seeds were received and distributed as follows:—

Sold to various persons ... ..	11,000
Distributed to village communal plantations ...	18,400
„ Benin City chiefs' plantation ...	28,200
„ Forestry compound, Benin City ...	10,400
Total ... ..	68,000

The Benin City chiefs are making a large Para plantation one mile out of Benin City on both sides of the Benin-Sapele road.

*Eastern Province.*—Some 61,000 Para seeds were received in November. Of these 25,000 were sold to a local firm and the rest were planted in a nursery near Idundu, six miles from Calabar. By the end of the year several thousands had germinated. It is proposed to distribute the seedlings to villages for the creation of communal rubber plantations, several of the former, along the Odukpani road, having already promised to start such plantations if supplied with seedlings.

Large quantities of *Funtumia elastica* seeds as well as those of the ordinary ceara plant have been collected and distributed for making communal plantations in various parts of the Province.

Several pounds of teak seed brought from Togoland by the Conservator of Forests are ready for planting as soon as the proper season arrives.

#### EXPLOITATION OF MAJOR FOREST PRODUCE.

In the *Western Province* five licensed timber areas were exploited, whilst applications for sixteen new areas were received, of which seven were provisionally granted.

Felling permits for 855 trees for the export trade were issued during the year. In addition fees were paid on 260 logs cut in previous years under the old rules. The total number of logs that passed Epe was 1,220.

On unreserved lands 922 trees were felled for local use whilst 63 were cut within forest reserves.

In the *Central Province* the number of licensed timber areas worked during the year was 40, as compared with 36 in 1910. Applications were made for eight areas, of which seven were provisionally granted.

Felling permits for the export trade were issued for 4,757 trees, being an increase of 73 trees on the figures for 1910. The majority of the trees felled were mahoganies but 29 iroko and 91 walnut trees were also cut.

The number of trees cut for local sales for 1911 is 728 trees, as compared with 577 trees in 1910.

The revenue derived from timber during 1911 and in the previous year was as follows:—

	1910.			1911.		
	£	s.	d.	£	s.	d.
Revenue on timber for export ... ..	10,683	10	0	10,668	2	0
Revenue on timber sale locally ... ..	98	6	0	158	6	0
Royalties paid to chiefs and villages ... ..	2,207	0	0	2,452	18	0
Half royalties paid to forestry reservation fund ... ..	127	2	0	48	10	0
Total ... ..	13,115	18	0	13,327	16	0

This shows a net increase of £211 18s. 0d. for 1911.

The number of logs exported during 1911 was 12,794 valued at £51,695 1s. 0d. as against 14,019 logs valued at £54,396 of the previous year.

It is gratifying to note that mechanical appliances, such as tramways, traction engines, &c., for the hauling of timber are about to be tried on several areas. This is a new departure that deserves every success and encouragement.

In the *Eastern Province*.—Applications were received for six timber licences, two of which were provisionally sanctioned, whilst the remaining four were being dealt with when the year closed.

Felling permits were issued for 10 mahogany trees, only six of which were actually felled. The number of logs shipped to Europe was ten.

The following statement shows the quantity and value of major forest produce exported from Southern Nigeria during 1911.

	Quantity.	Value.
		£
Camwood (cwt) ... ..	3	2
Ebony (tons) ... ..	75	206
Mahogany (logs) ... ..	13,675	55,576

#### EXPLOITATION OF MINOR FOREST PRODUCE.

*Western Province*.—During the year 10,497 rubber licences were issued, representing an increase of 1,913 on last year.

The revenue derived from rubber licences amounts to £3,984 representing an increase on the figures for 1910 of £1,429. A further sum of £18 2s. 0d. was realised on the sale of rubber licences in the Oshun, Ilaro, and Oloke-Meji Reserves.

Some rubber prepared from trees tapped in the Mamu Reserve in 1910 was sold in 1911 and realised £28 1s. 5d. Tapping experiments were repeated in this reserve during the year under review and resulted in the production of 702 lbs. of dry rubber. Efforts were made to sell this rubber by auction in Lagos, but as only one firm sent a representative to bid, it was withdrawn and shipped to England for sale. No accounts are yet to hand.

In all 5,456 trees were tapped of which 2,039 were wild trees and the balance planted ones. The cost of tapping and preparation amounted to £59 11s. 4d. or at the rate of 1s. 8½d. per lb. of dry rubber.

*Central Province*.—The number of rubber licences issued was 1,756, as compared with 1,541 in the previous year; owing, however, to an alteration in the proportion in which the fees are to be divided between the Government and the native communities the revenue derived from the licences was £491 15s. 0d., as compared with £770 10s. 0d. for 1910.

The number of communal rubber plantations tapped during the year was 300, as compared with 84 plantations in 1910. The total number of trees tapped was 20,210, compared with 4,706 last year, and the former yielded 1,885 lbs. 11 ozs. dry weight of rubber.

The loss of weight in drying was 41.5 per cent, and the average yield per tree was 1.59 ozs., as compared with 1.406 ozs. last year.

The rubber was sold in lots by auction at Benin City and realised £544 19s. 10d.—the average price per lb. being 3s 8½d.—the highest price obtained being 4s. 8½d. per lb. The price of best plantation Para at the time varied from 4s. 5½d. to 4s. 6d.

The Conservator of Forests reports that the improvement in the quality of lump rubber recorded in 1910 has been maintained.

The average price of native lump rubber throughout the year was 1s. 6d. per lb.

*Eastern Province.*—The number of rubber licences issued was 63 as against 100 issued in 1910. The decrease is probably due to the exhaustion of the larger vines from which the bulk of the rubber is procured. *Funtumia Elastica* is very scarce in that Province though its congener *Funtumia Africana* is quite common.

Of other minor forest products, 331 tons of piassava fibre valued at £4,349 were exported.

The total exports of minor forest produce during the year, palm-oil, palm-kernels, sheabutter, and sheanuts being excepted, were as follows:—

Articles.	Quantity.	Value.
		£
Gum copal, lbs. ...	23,025	363
Piassava fibre, tons ..	400	5,109
Rubber, lbs. ...	2,164,286	179,355

These figures include the exports from Northern Nigeria.

The corresponding figures for the whole Colony and Protectorate in 1910 were:—

			£
Gum copal, lbs. ...	30,096	value	459
Piassava fibre, tons	319	„	3,916
Rubber, lbs. ...	1,607,703	„	177,315

From this it will be noticed that there was a large increase in the output of rubber during the year under review. Owing, however, to the poor prices realised, the value of the produce was only £179,355, as compared with £177,315 in the previous year. The high prices of 1910 appear to have greatly stimulated the industry and brought about a large increase in the output.

#### REVENUE AND EXPENDITURE.

The revenue and expenditure for the year 1911 and the previous year were as follows:—

	1911.	1910.
	£	£
Revenue ... ..	17,892	15,723
Expenditure ... ..	15,046	13,225
Surplus ... ..	<u>2,846</u>	<u>2,498</u>

## AGRICULTURE.

It is not possible, even approximately, to estimate the total area of land cultivated. That it must be very considerable may be judged from the fact that the diet of the natives is mainly of a vegetable nature, the total value of the food-stuffs imported working out at about 1s. per head of the population.

Excluding products of the oil-palm, which is not systematically cultivated, the most important crops cultivated for export are cocoa, cotton, ground-nuts, benniseed, and maize. The Para rubber tree (*Hevea brasiliensis*), as will be observed above, is being extensively cultivated in several districts.

## COCOA.

The exports of cocoa show an increase of 50 per cent. as compared with the previous year and were 85 per cent. in excess of the average exports during the preceding five years. The exports of cocoa during the last five years are given below.

Year.	lbs.	Value. £
1907 ... ..	2,089,225	47,840
1908 ... ..	3,060,609	50,587
1909 ... ..	5,019,150	71,916
1910 ... ..	6,567,181	101,150
1911 ... ..	9,858,774	164,664
Total for five years ...	26,594,939	436,157
Average for five years	5,318,988	87,231

Experimental plots of cocoa were planted at the Agricultural Department's stations at Agege, Onitsha, and Calabar. This department distributed 370 cocoa fruits and 6,300 cocoa plants to farmers and raised 64,000 cocoa seedlings ready for distributing during the next rainy season.

## COTTON.

The quantity of cotton lint exported was 31 per cent. lower than the average annual export of the staple during the preceding five years. The manner in which the exports of cotton lint and cotton seed have fluctuated during the last five years is shown in the subjoined table.

Year.	Cotton Lint.		Cotton Seed.	
	Cwts.	Value. £	Tons.	Value. £
1907 ... ..	36,514	97,042	4,650	10,938
1908 ... ..	20,485	53,316	2,496	6,059
1909 ... ..	44,937	103,270	4,802	11,405
1910 ... ..	22,128	78,478	2,177	5,472
1911 ... ..	19,984	66,935	1,908	4,577
Total for five years ...	144,048	399,041	16,033	38,451
Average for five years ...	28,810	79,808	3,207	7,690

530 tons of seeds were distributed for planting, which is a sufficient quantity to plant 48,000 acres of land.

The picking of the 1911-12 crop commenced in December and there is every prospect that the harvest will be greater than that of the preceding season.

#### GROUND-NUTS, BENNISEED, AND MAIZE.

The exports of maize have decreased yearly since 1908. From being the third in importance of the agricultural products, it is now only fifth, ranking next to ground-nuts and benniseed. The value of the exports of these products during the year was, ground-nuts £10,377, benniseed £3,743, and maize £3,128.

#### EXPERIMENTAL TAPPING OF PARA RUBBER TREES.

Para rubber trees were experimentally tapped at Ebute-Metta, Calabar, and Sapele. The system of tapping employed in each instance was a modified form of that known as the "half herring-bone." The yields obtained are briefly summarised in the sub-joined schedule:—

Place.	Name of tree.	Age of tree.	Girth at 3 feet from the ground.	Number of times tapped.	Average yield of dry rubber per tapping.	Average yield of dry rubber per tree.					
						Biscuit.		Scrap.		Total.	
		Years.	Inches.		oz.	lb.	oz.	lb.	oz.	lb.	oz.
Ebute-Metta.	Hevea brasiliensis	18	—	62	1·02	3	0·5	0	15	3	15·5
"	" Variety	19	—	62	·82	2	6·8	0	11·8	3	2·6
Calabar	Hevea brasiliensis	6	24	36	—	0	4·77	0	1·28	0	6·05
Sapele	"	5	22·82	63	0·36	1	1·87	0	4·72	1	6·59
"	"	5	22·82	37	0·38	0	11·10	0	2·95	0	14·05
"	"	5	22·82	63	0·34	1	0·84	0	4·48	1	5·32

In addition to Government plantations, and numerous small plantations owned by natives, there are 241,250 Para rubber trees established in large plantations and 164,350 seedlings in nurseries. During the year the Agricultural Department distributed 80,900 seeds and 6,244 plants of this species.

#### SHIPPING.

The following statement shows the steamers and sailing ships inwards and outwards compared with the previous year:—

Flag.	Entered.				Cleared.			
	1911.		1910.		1911.		1910.	
	No.	Tonnage.	No.	Tonnage.	No.	Tonnage.	No.	Tonnage.
STEAM :—								
British ...	349	476,175	340	467,471	325	439,663	329	448,892
German ...	197	339,507	211	334,939	196	340,559	210	340,123
French ...	3	6,923	1	1,972	3	6,923	1	1,972
Portuguese ...	—	—	1	181	—	—	1	181
Danish ...	—	—	1	876	—	—	1	876
Dutch ...	2	114	2	18	2	114	2	18
Austrian ...	—	—	1	658	—	—	1	658
SAILING :—								
British ...	—	—	1	540	—	—	1	540
Norwegian ...	1	690	—	—	—	—	—	—
U. S. American	—	—	1	565	—	—	1	565
Total ...	552	823,409	559	807,220	526	787,259	547	793,825

The following statement shows the value of the trade carried by British and foreign vessels during the year compared with the preceding year:—

—	Transit Trade.							
	1911.		1910.		1911.		1910.	
	British.	Foreign.	British.	Foreign.	British.	Foreign.	British.	Foreign.
Entered	£ 4,872,012	£ 808,969	£ 5,105,808	£ 752,027	£ 168,572	£ 38,504	£ 131,473	£ 44,641
Cleared	3,835,003	1,556,464	3,688,728	1,615,438	243,635	237,768	213,060	241,098
Total	8,707,015	2,365,433	8,794,086	2,367,485	412,207	276,272	344,533	285,739

The percentage of trade carried by foreign vessels during the three years 1909-1911 was 25.2, 26.9, and 27.1 respectively.

The total decrease in value of Southern Nigeria trade for 1911 amounted to £89,073 of which British vessels lost £87,021. This is chiefly due to the large decrease in the importation of specie. As regards transit trade there was a total increase over 1910 of £58,217, British vessels securing an increase of £67,674 and foreign vessels losing £9,457.

## LANDS.

There is little to add to the report of 1910 in regard to the Central and Eastern Provinces. The issue of leasehold grants by the Crown continues in those divisions, and there are at present 25 such leases in the Eastern Province and 85 in the Central.

An attempt was made during the year to obtain from representatives of the Central Province tribes some record of their system

of land tenure. These proved to be of a more varied character than the customary tenure prevalent in the Western Province, where the existence of a more or less homogeneous system is due probably to the fact that the majority of the inhabitants belong to branches of the Yoruba people. One factor, however, the principle of the inalienability of land, derived from the conception of communal property, appears to be universal.

Attention has been drawn to the fact that the Native Lands Acquisition Ordinance applies to the Western Province as well as to the Eastern and Central Provinces, and the public have been warned that the approval of the Governor is required to ensure the validity of grants of rights over land to aliens within the meaning of the Ordinance. Persons holding leases or other titles granted by native chiefs have been invited to submit them for the Governor's approval.

The fact of the absolute cession of land in the Colony of Lagos under the treaty of 1861 was brought into prominence by the Government's claim to the foreshore abutting premises of two mercantile companies trading in Lagos. A Full Court decided, on appeal, in favour of the Government, but as the question has been made the subject of a further appeal to the Privy Council no action has been taken beyond the publication of a Gazette notice calling attention to the judgment.

The settlement of private claims to land on the Ikoyi Plains, in Lagos, was a matter of some importance. Upon the satisfactory issue of the litigation depended the question whether the large area of some 2,060 acres in all would be available for a scheme which would provide an outlet for the overcrowded Lagos population, an opportunity for laying out recreation grounds and, further, a reserve for European occupation.

Governor Glover had definitely assigned to the Onikoyi (a native chief) and his people the use of 200 acres of land at the eastern end of the plains, reserving the remainder for the use of the Government. Control having thus been established a considerable number of Crown grants were issued over land near the present barracks and on the fringe of the Lagos Lagoon.

Little, however, was done by the natives to improve their land, and in 1908 owing to the fact that many of the grant areas had been lost sight of and abandoned by the owners, it was decided to pass the Ikoyi Lands Ordinance for the purpose of ascertaining and determining the validity of certain claims made by private persons.

Under section 2 of this Ordinance claims to 55 areas were submitted. Thirty of these were derived from Crown grants or conveyances therefrom, and were therefore admitted subject to resurvey and demarcation, and the majority of the rest have since been decided in the Supreme Court. In addition to these certain villages have been granted farming rights by the Supreme Court, and a claim to some 730 acres on the south side of the plain is still *sub judice*.\* The Cadastral survey of Lagos has been in progress during the year and it is hoped that a plan showing present occupation will be available in the near future.

---

\* Since decided by the Full Court in favour of the Government.

## LEGISLATION.

The principal Ordinances passed during the year under review are:—

1. The Customs Tariff (Amendment) Ordinance, to take the place of a tariff under which every article was subject to duty unless specially exempted.

2. The white Phosphorus Matches Prohibition Ordinance, to prevent the manufacture and prohibit the importation of matches of this description.

3. The Adulteration of Produce (Amendment) Ordinance, to give legal effect to the voluntary system of produce inspection in the three provinces.

4. The Native Currency Repeal Ordinance, for the purpose of demonetizing brass rods and manillas.

## EDUCATION.

The number of Government schools in the Colony at the end of the year was 60.

The enrolment and average attendance were as follows:—

Province.	Enrolment at the end of the year.			Average Attendance.		
	Boys.	Girls.	Total.	Boys.	Girls.	Total.
Western ... ..	686	19	705	528	22	550
Central ... ..	2,490	146	2,636	1,666	83	1,749
Eastern ... ..	2,223	73	2,296	1,199	40	1,239
Total ... ..	5,399	238	5,637	3,393	145	3,538

The total enrolment in Government schools for the preceding year was 4,473; there is thus an increase of 1,164, which is due to accessions in the Central and Eastern Provinces.

The assisted schools numbered 115, an increase of nine, mainly due to seven schools of the Roman Catholic Mission in the Central Province having been added to the list. The subjoined table gives the number of pupils on the roll and the average attendance in these schools.

Province.	Enrolment at the end of the year.			Average Attendance.		
	Boys.	Girls.	Total.	Boys.	Girls.	Total.
Western ... ..	4,312	1,599	5,911	3,262	1,250	4,512
Central ... ..	2,996	50	3,046	2,481	40	2,521
Eastern ... ..	4,430	829	5,259	2,971	410	3,381
Total ... ..	11,738	2,478	14,216	8,714	1,700	10,414

The enrolment for the preceding year was 15,120; there is thus a falling off of 904 children. This may be explained by the fact that the assisted schools removed from the list in the Eastern Province, which are for the most part large infants' schools unable to fulfil the requirements of the new code, account for a large decrease, while the schools added to the list in the Central Province are, comparatively speaking, small schools which have been recently opened. The average attendance is less than that of the preceding year by 26 only, it being then 10,440.

The total enrolment for the year of Government and assisted schools was 19,853, that is, 17,137 boys and 2,716 girls. The total average attendance 13,952, that is, 12,107 boys and 1,845 girls. The corresponding totals for 1910 were respectively 19,593 and 13,503.

Returns are not available of the number of children attending non-assisted Christian and Mohammedan schools, but it is estimated that the number is not less than 13,000.

The Hope-Waddell Institute, Calabar, has this year inaugurated a department for training teachers in the Eastern Province, and it is to be hoped that before long some provision in this respect will be made in the Central Province.

The Cambridge University Local Examinations were held in the month of December. Lagos was made a centre for these examinations for the first time in 1910. This year there were 46 candidates: three for the senior grade, 29 for the junior and 14 for the preliminary, seven passing the junior, one the preliminary, and none the senior. All the candidates last year came from King's College with the exception of three, this year the Lagos Grammar School, the Abeokuta Grammar School, the Lagos Wesleyan Boys' High School, and the New High School presented candidates for the examinations.

The number of boys attending King's College, Lagos, has slowly but steadily increased during the year, the attendance being 43 for 1911 as against 16 in 1910.

The amount of school fees collected in Government schools during 1911 is returned as £1,385 and voluntary contributions to the schools amounted to £1,556; adding to these sums a miscellaneous revenue of £284 the total revenue for the year amounted to £3,225 as compared with £2,955 in 1910.

The total expenditure incurred by the Government during the year in the administration of the Education Department, grants to assisted schools, salaries of teachers, buildings, maintenance, &c., amounted to £27,159, an increase of £1,262 in comparison with the previous year.

## POLICE.

The authorised establishment on the 31st December, 1911, was 1,388, an increase of 27 as compared with the previous year, and the actual strength was 1,387.

The authorised establishment was:—

European staff ... ..	16
Native staff ... ..	18
Rank and file ... ..	1,354
<b>Total ... ..</b>	<b>1,388</b>

The allocation of the actual strength was as follows:

Western Province ... ..	617
Central Province ... ..	333
Eastern Province ... ..	437
<b>Total ... ..</b>	<b>1,387</b>

In the Eastern Province a new detachment was posted at Orlu, and in the Central Province the Udi and Okwoga detachments were increased, and a new sub-detachment was formed at Agbede.

#### CRIMINAL STATISTICS.

The number of persons apprehended or summoned before all the courts was 13,893, dealt with as under:—

Discharged for want of prosecution ... ..	1,952
Discharged on merits... ..	1,215
Summarily convicted... ..	10,074
Committed for trial ... ..	652
<b>Total ... ..</b>	<b>13,893</b>

Of the number of summary convictions 1,041 were for offences against the person, 5 for malicious injury to property, 21 for cattle stealing and arson, 2,363 for other offences against property, and 6,644 for other minor offences.

In the superior courts there were 475 convictions and 214 acquittals, particulars of which are as follows:—

Offences.	Convictions.	Acquittals.
Murder ... ..	138	120
Manslaughter ... ..	87	20
Attempted murder ... ..	18	—
Rape ... ..	12	6
Unnatural crimes ... ..	1	—
Theft with violence ... ..	3	2
Other offences against the person	75	30
Other offences against property...	94	21
Miscellaneous offences ... ..	44	15
Malicious injury to property ...	3	—
<b>Total ... ..</b>	<b>475</b>	<b>214</b>

## PRISONS.

In the Colony and Protectorate there were 43 prisons, and during 1911 26,862 prisoners passed through the registers. Practically all these prisons were inspected and reported upon.

Health in the prisons has greatly improved, and although a much larger number of prisoners were in custody the deaths have decreased during the year by 146. Further improvement is expected as buildings are being improved and new prisons built to replace old ones.

The expenditure on the prisons amounted to £45,636, and the earnings to £26,246, of which £1,350 was cash.

## GOVERNMENT INSTITUTIONS.

## WESTERN PROVINCE.

*Lagos Hospital.*—The out-patient department of the hospital was attended by 6,613 persons (Europeans and natives), whilst the in-patient department treated 1,217 persons (Europeans and natives).

Minor and major operations were performed to the number of 330.

A new wing consisting of three private wards was added to the European hospital.

*Yaba Lunatic Asylum.*—Thirty-six cases received treatment, two recovered and three deaths occurred.

*Yaba Leper Asylum.*—Eighteen cases were treated. There was one death.

## CENTRAL PROVINCE.

*Onitsha Hospital.*—The out-patients numbered 4,566, the in-patients 882. Thirty-five operations were performed.

*Warri Hospital.*—3,990 out-patients attended. In the European Hospital there were 43 in-patients, with one death, and in the Native Hospital 390 in-patients, with 18 deaths.

## EASTERN PROVINCE.

*Calabar Hospital.*—6,889 out-patients sought treatment, whilst the European wards treated 123 in-patients, with one death, and the native wards 1,141 in-patients, with 44 deaths.

*Calabar Lunatic Asylum.*—Three deaths occurred among the 31 inmates of this institution.

*Opobo European Hospital.*—Two cases received treatment, one of which died.

## VITAL STATISTICS.

## POPULATION.

By the Census of 1911 the native population of Lagos and Ebute Metta was 72,703. The native population of all three Provinces is approximately:—

Western Province...	...	...	...	2,151,483
Central Province ...	...	...	...	2,407,664
Eastern Province ...	...	...	...	3,296,602

The number of Europeans was 1,648 (630 officials), whilst Asiatics and other miscellaneous races were returned at 586, making the total population 7,857,983. These figures do not include the shipping in ports on census day.

There were 9 deaths among European officials during the year: 4 blackwater fever, 1 meningitis (malaria), 1 heart disease, 1 accident, 1 nephritis, and 1 murdered. 1,372 European officials were resident during the year, and the number invalided was 41.

## SANITATION.

The year 1911 has been one of distinct progress in sanitary work in all parts of the Colony and Protectorate. In the chief centres and larger towns changes for the better are much in evidence, and there is a marked improvement in the condition of those places as compared with a few years ago.

At the beginning of the year the Senior Sanitary Officer visited Panama and Cuba with a view to acquiring information as to yellow fever.

During the year all places in the Western Province were visited by sanitary officers on one or more occasions; in the Central Province several inspections were made of the principal towns on or near the coast; and attention was given to Bonny and Opobo in the Eastern Province.

The sum of £1,000 was voted on the Estimates for sanitary work outside Lagos, and out of this various sums were spent on the towns of Badagri, Bonny, Forcados, Ibadan, Opobo, Warri, and other important places. The sum of £960 was issued for anti-mosquito measures, and £590 was authorised for a minor scheme of sanitation at Ibadan in the proximity of the European station.

Anti-mosquito measures, which were initiated at the instance of the late Sir Rubert Boyce, were vigorously carried on throughout the year with good results. In Lagos, especially, there has been a marked decrease in the number of mosquitoes, and, therefore, a diminution in the liability to contract mosquito-borne diseases.

At Lagos good progress is being made with the Iju valley waterworks scheme, and the town may be now said to be well on the way to having a pipe-borne supply. At present all tanks and wells, which contain the only water available, are inspected at least once a week.

A new infectious diseases hospital is in course of building at Lagos.

### POSTAL.

The number of articles, exclusive of parcels, passing through the post was 678,253 in excess of the previous year.

The total number of parcels dealt with was 12,957 more than in 1910, and there has also been an increase of 22,105 in the number of registered articles.

The number of cash on delivery parcels and packets received amounted to 15,299, the value of which was £16,286. Of this number 13,560 were delivered, and £14,273 was remitted to the senders in respect of trade charges thereon. All these parcels were received from the United Kingdom.

There was a decrease in money order transactions to the extent of £6,195, whilst postal order business was £14,816 in excess of the previous year's transactions.

---

### SAVINGS BANK.

The amount deposited in the Savings Bank during the year was £26,234, against £23,020 in 1910, an increase of £3,214. The withdrawals amounted to £22,908, as against £22,476 in 1910, an increase of £432.

The bank held a total of £38,437 for 4,368 depositors on 31st December, 1911, as against £34,307 which stood to the credit of 3,933 depositors on 31st December, 1910.

The total sum invested on behalf of the Savings Bank by the Crown Agents for the Colonies in securities approved by the Secretary of State is £30,205.

Interest at 2½ per cent. per annum computed on the various amounts deposited during the year aggregated £805, of which a sum of £56 was paid to depositors who closed their accounts, the difference, viz.: £749 being added to capital in favour of the remaining depositors.

The amount realised by interest on invested Savings Bank Funds was £1,971.

### TELEGRAPHS AND TELEPHONES.

The reconstruction of the telegraph line between Agege and Aro necessitated the erection of 50 miles of poles and 300 miles of wire. The work was completed towards the end of the year, but as the Agege-Itori railway deviation (26 miles) was not opened for traffic, it was necessary to maintain the old telegraph route along this section for electric staff and traffic requirements.

The telegraph line was extended from Jebba to Zungeru (121½ miles) and Minna (160 miles). One Government wire (122½ miles) and three railway wires (367½ miles) were erected on the Jebba-Zungeru section, and three Government wires

(112½ miles) and three railway wires (112½ miles) on the Zungeru-Minna section. The completion of the Government wire resulted in direct telegraphic communication being established between Lagos and Zungeru (430 miles).

An extension of the telegraph line from Epe to Ijebu-Ode was commenced and some 15 miles of poles were erected.

The second wire was completed between Benin City-Agbor (42 miles), Agbor-Asaba (41 miles), and Onitsha-Oguta (38 miles). This work was done in conjunction with transferring the line to the new deviations on the Benin City-Agbor-Asaba Road.

The telegraph line was extended from Abakaliki to Obubra and an office opened at Obubra for traffic on 21st June. Towers, 100 feet high, were erected on each side of the Cross River at Obubra to carry the wire across the river, the span between the towers being 722 yards.

The second wire was completed between Ikot-Ekpene, Aba, Owerri, and Oguta (81 miles). The completion of this section has provided a second wire throughout the main line from Lagos to Warri and Calabar.

The subscriptions to the Lagos Telephone Exchange from the public increased from £321 to £396, and official subscriptions from £727 to £825. At Calabar the public subscriptions to the telephone exchange increased from £212 to £270, and official subscriptions from £290 to £340. At Opobo subscriptions amounted to £162, public £100, and official £62. At Warri a new exchange was started and official subscriptions amounted to £225.

The telegraph service in Southern Nigeria has greatly improved during the year and the service is now, taking into consideration the natural difficulties of maintenance in a tropical country, fairly reliable.

The total length of telegraph lines at the end of the year was 1,829 miles poles and 4,169 miles wire, being an increase during the year of 180 miles poles and 937 miles wire. In addition to the telegraph wires there are 95 miles telephone lines with 374 miles wire.

The number of telegrams dealt with increased from 477,512 to 521,633. There was an increase of 22 per cent. in the receipts from paid telegrams. The value of cablegrams passing over the Southern Nigeria system increased by 40 per cent.

The total revenue increased from £19,769 to £20,544, and the expenditure from £26,363 to £27,683.

## RAILWAY.

The gross revenue of the Lagos Railway for the year amounted to £307,092, the working expenses to £176,961, and the net revenue to £130,131.

The number of passengers carried in 1911 was 529,199, yielding a revenue of £63,138, compared with 387,667 passengers and a revenue of £50,324 in 1909. The number of third-class passengers

carried was 510,501, showing an increase over 1910 of 130,677. The tonnage of goods carried in 1911 was 314,862 tons, and the income derived therefrom £230,536, compared with 207,210 tons carried in 1910, producing £191,953. 24,516 tons of stone were carried for the Lagos Harbour Works Scheme. The policy of reducing the third-class passenger fares has been justified in a remarkable manner, and the results of the working of the line for the year are most encouraging.

### MOTOR SERVICE.

Traffic on the Ibadan-Oyo Road was greatly increased in the past year, the tonnage for the past three years being as follows:—1909, 1,789 tons, 1910, 1,972 tons, 1911, 3,862 tons.

A one-van service was tried as an experiment on the Oshogbo—Hesha Road (a distance of 20 miles). The service was found to be in great demand, freight being always obtainable beyond the capacity of the van. It was also much sought after by passengers.

### WATERWAYS.

Extensive waterway clearing was carried out during the year 1911 in the three Provinces, and the following are the principal works accomplished:—

*Western Province.*—A month's work on the sudd region in July sufficed to keep the launch route open throughout. The Yewa River was cleared of sudd and snags as far as Ibio.

*Central Province.*—The Koko Canal was widened and deepened. The Osionmo River cleared as far as Ibodu waterside, 86 miles above Ologbo. The Ndoni Creek was cleared, and the work carried on up the Orashi River as far as the Oguta Lake. The Niger River waterway parties commenced work on 2nd May at Idah, and cleared down-stream until 17th June when, owing to the water rising considerably, work was abandoned. The Ethiopie River was cleared for timber traffic as far as Umutu. In connection with the discovery of coal in the Udi District, the Rivers Anambra, Omerum, and Mamu were surveyed for the purpose of ascertaining their possibilities for transport. A party commenced work on the Omerum River on 4th December, the junction of the Omerum and Mamu Rivers being reached on the 12th, and by the end of the year three miles of the latter river had been cleared.

*Eastern Province.*—The Ota-Minni River was cleared as far as Nekede, four miles below Owerri, which is practically the limit of navigation. Four and a half months' work was carried out in the River Imo, which was cleared up to its junction with the Ohio Stream, three miles below Udo. The Aiya River was cleared from a point seven miles above Oguromidi to its junction with the River Ewayon.

## MARINE SERVICES.

In the Western Province there are two mail and transport services, the Lagos-Ejinrin-Epe run having been discontinued as a separate service. They are:—

- (i.) Lagos-Porto-Novo Weekly Mail and Transport Service between Lagos and Porto-Novo, calling at intermediate ports. The total number of passengers carried was 4,493, an increase of 761 on the previous year.
- (ii.) Lagos—Siluko—Sapele Weekly Mail and Transport Service between Lagos and Sapele *via* Siluko, calling at intermediate ports. The total number of passengers carried was 11,548, as compared with 6,127 in 1910.

In the Central Province there are two mail and transport services:—

- (i.) The Forcados-Burutu-Warri Service.
- (ii.) The Forcados-Koko-Sapele Service.

During 1911, 11,934 passengers and 1,243 tons of cargo were carried being an increase of 2,894 passengers and 286 tons of cargo over 1910.

In the Eastern Province the services maintained are:—

- (i.) The Akassa-Bonny-Opobo Mail and Transport Service.
- (ii.) The Cross River Mail and Transport Service.

The Akassa-Bonny-Opobo Service shows a large increase of freight over 1910, *i.e.*, 478 tons.

The dry season transport on the Cross River has been regularly maintained by means of the shallow draught motor launches "Mosquito," "Spider," and "Sandfly." During the year 17,561 passengers in all were carried by the marine service on the Cross River, an increase of nearly 3,000 over 1910; the cargo carried has decreased, owing to the fact that most of the large trading firms now have their own craft.

## ROADS AND WORKS.

## ROADS.

*Western Province.*

The total length of roadways in Lagos which have been resurfaced and repaired with laterite amounted to 5 miles 27 chains.

The Marina from the Customs to Porto-Novo Market street has been widened from 18 feet to 30 feet and laid with granite.

Several new laterite roads have been constructed through the principal thoroughfares and a new road through the Ikoyi Plains is under construction.

Ebute-Metta-Yaba road has been carried on to Agege.

Ikirun-Ila road, 21 miles of road completed; gravelling is proceeding.

Ibadan-Oyo road, maintained, strengthened, and kept open for traffic.

Oyo-Iseyin-Oke-Ho-Shaki road, 11 miles completed and strengthened.

Oyo-Ogbomosho road, 6½ miles constructed and a 12 feet bridge erected over the Opeba River.

Oshogbo-Ogbomosho road, 13 miles completed and 6 miles of metalling carried out.

An 18 feet span bridge has been erected over a stream at 3½ miles.

The following road works are in progress:—

Eruwa-Igana bridle path, Ibadan-Lagos Trunk road, and connecting roads to old and new railway station between Agege and Abeokuta.

#### *Central Province.*

Onitsha-Awka road, 6 miles of road have been made up, metalled to a depth of 6 inches, blinded, rolled, and drained during the year: and 22 culverts constructed. Several deviations have been carried out and the road straightened generally.

Asaba-Okpanam road, metalling has been continued to 7th mile. A new junction road between the 10th mile and the Agbor road at Issele-Azaba has been commenced.

A large amount of minor road work has been carried out, the most important being:—New road in Warri from Creek Bridge down to lower factories; completion of a permanent bridge over the Okere Creek; construction of Awka-Udi, and Idah-Adoro roads.

It is now possible to motor in a light car from Warri to Sapele, Benin City, Kwale, Agbor, and Asaba on the west side of the Niger: and on the east side from Onitsha to Awka and Udi and from Onitsha to the boundary of the Eastern Province in the direction of Oguta. A short link is being constructed to connect with the Eastern Province roads and when this is finished it will be possible to continue the journey to Itu.

#### *Eastern Province.*

Odukpani-Uwet road, metalling on first 8 miles completed.

Ikot-Amin-Kwa Falls path, 6 feet wide, is under construction, and 12 miles has been completed.

Extension of road to Itu Town has been completed

The following are the principal works undertaken during the year under review:—

#### WORKS.

##### *Western Province.*

In Lagos:—

New Government offices (completed).

Quarters for five officers.

Quarters for six junior officers.

In Lagos:—*cont.*

Quarters for Postmaster-General.

Hospital extension.

Double bungalow, Yaba.

Additional quarters Medical Research Institute, Yaba.

Laboratory Medical Research Institute, Yaba.

Reclamation at Alakoro and Elegbata.

## Up country:—

Quarters for two officers Forestry Department, Oloke-Meji.

Quarters for Director of Agriculture, Moor Plantation.

Three bungalows, Abeokuta.

Prison, Abeokuta.

Prison, Oyo.

*Central Province.*

## Warri:—

New post office.

Two detached bungalows.

New native hospital.

## Onitsha:—

House for Senior Officer.

Drainage Ozala Hill, one main outlet to the river.

## Benin City:—New prison.

## Sapele:—New prison.

*Eastern Province.*

## Calabar:—

New ward to lunatic asylum.

Two bungalows completed.

Quarters for six second class officers.

Workshop at Fort Stuart.

Association ward, Calabar Prison.

Extension of drainage, 3,000 feet.

## Hu:—

Transport shed.

Bungalow.

Post and telegraph office.

District office.

## Bonny:—

Extension to hospital.

Swamp reclamation.

## Opobo:—

Bungalow for Senior Medical Officer.

## CLIMATE.

At Lagos Observatory the mean shade temperature was  $79^{\circ}6$ ; the highest was  $93^{\circ}3$  in July, and the lowest  $65^{\circ}$  in January.

The greatest rainfall—203·47 inches—was at Bonny (Lat.  $4^{\circ}27'$  N., Long.  $7^{\circ}10'$  E.), and the least—39·49 inches—at Ibadan (Lat.  $7^{\circ}24'$  N., Long.  $3^{\circ}53'$  E.).

The rainfall at provincial headquarters was:—

Lagos (Lat. 6° 27' N., Long. 3° 24' E.), 87·08 inches.

Calabar (Lat. 4° 58' N., Long. 8° 19' E.), 121·87 inches.

Warri (Lat. 5° 31' N., Long. 5° 44' E.), 130·40 inches.

The "harmattan" winds continued from 17th November, 1911, to 23rd February, 1912.

### MILITARY.

The Southern Nigeria Regiment of the West African Frontier Force took part in the following operations during 1911:—

Orlu Patrol: December, 1910, to February, 1911.

Yachi Escort: February, 1911.

Okigwi Escort: February to March.

Abo Escort: February to April.

Afikpo Escort: June to August.

Kuno Patrol: August to October.

Uyo Escort: September to October.

Enube-Ekulu Patrol: November to December.

### IMPORTANT EVENTS.

The most important event of general interest in the year under review was probably the census of the Colony and Protectorate. By this enumeration (already referred to in this report under "Vital Statistics") the total population of the country was returned at 7,857,983.

Of this number 7,855,749 are natives of West Africa, and calculated in proportion to the area of the whole territory (79,880 square miles) the average density of population works out at 98·34 per square mile.

The most thickly populated districts were shown to be those around Awka, Bende, Ikot-Ekpene, Owerri, and Uyo, and the most thinly peopled those about Benin, Meko, and Oban—the former group of areas having an average density of no less than 359·37 per square mile while the latter have 10·29 only.

The largest and most virile tribes are the Ibo and the Yoruba, and it may be said that of the 7½ millions inhabitants of Southern Nigeria they account for 3 millions and 2 millions respectively.

### GENERAL CONDITION OF THE COUNTRY AND PEOPLE.

The condition of the Western Province may be said to be one of peace and progress. The inhabitants of this territorial division of Southern Nigeria are of a higher type and generally more advanced than the natives of the Central and Eastern Provinces; they have had the advantages of a common language and of a longer period under British influence.

Education and the construction of railways, roads, and telegraphs, have been the chief factors in bringing this portion of the country into its present prosperous position.

As regards the Central and Eastern Provinces it may be said that, on its inception in 1893 as an established administration, the Government found that there was much to be accomplished in order to introduce civilised rule, and the further its officers penetrated into the interior the more evident became the condition of barbarism in which the people were living. Benin was practising terrible fetish rites and breaking every human law, inter-tribal warfare was being generally carried on, and the abominable customs of cannibalism and human sacrifice were rife over the greater part of the Protectorate. This was only nineteen years ago.

These provinces are now in a state of industrial and commercial prosperity, and excellent work in the way of road and telegraph construction has been accomplished. The various tribes inhabiting this portion of Southern Nigeria are generally at peace with each other, and Government control, except over certain small areas in the north of the Eastern Province, is well established.

Education is gradually being introduced into the interior and the general influences of civilisation are steadily making headway in a manner which is effectively, if slowly, accomplishing great changes for the better in the social condition of the people.

D. C. CAMERON,  
Acting Colonial Secretary.

12th August, 1912.

---

## APPENDIX I.

STATEMENT SHOWING THE IMPORTATION OF SPIRITS INTO NIGERIA DURING THE FIVE YEARS ENDED 31ST DECEMBER, 1911.

Year.	Quantity in gallons.*	Declared value.	Revenue derived from duties.	Duty chargeable.	Explanations.
1907	4,055,209 (1,865,010)	£ 385,505	£ 806,942	From 22nd December, 1906, 4s. the imperial gallon, not exceeding 50 degrees by Tralles' Alcoholometer, and an additional 1d. for every degree or part of a degree in excess of 50 degrees.	Spirit imports amounted to 10 per cent. of whole inward trade.
1908	8,235,670 (1,577,760)	332,577	691,190	As above ... ..	Spirit imports amounted to 7.76 per cent. of whole inward trade.
1909	2,950,111 (1,365,150)	308,770	639,503	From 15th January, 1909, 5s. the imperial gallon, not exceeding 50 degrees by Tralles' Alcoholometer, and for every degree or part of a degree in excess of such strength an additional duty of 2½d. per imperial gallon. For every degree below such strength a reduction of 1½d. per imperial gallon. Minimum duty 4s. per imperial gallon.	Value of spirit imports amounted to 6.22 per cent. of whole inward trade, including specie.
1910	1,748,139 (1,973,910)	156,485	999,823	As above ... ..	Value of spirit imports amounted to 7.79 per cent. of the whole inward trade, including specie.
1911	4,835,363 (1,839,960)	440,818	975,557	As above ... ..	Value of spirit imports amounted to 7.76 per cent. of whole inward trade, including specie.

\* Imports of spirits at 100° Tralles shown in brackets.

## APPENDIX II.

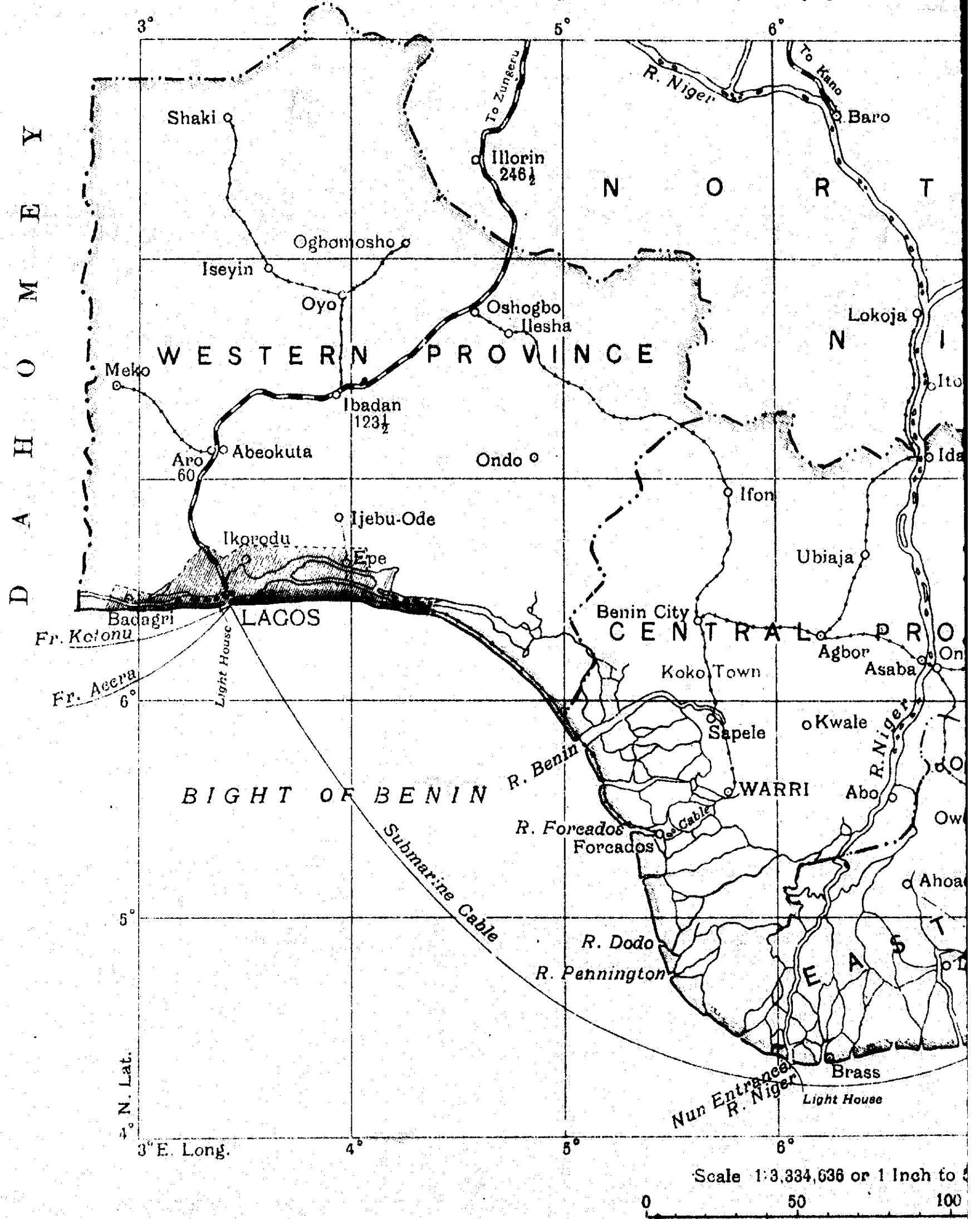
WORK CONDUCTED AT THE IMPERIAL INSTITUTE DURING THE YEAR 1911 FOR THE COLONY OF SOUTHERN NIGERIA.

Reports on the following subjects were furnished to the Government of Southern Nigeria from the Imperial Institute during 1911 as the result of investigations conducted in the Scientific and Technical Department, supplemented when necessary by reference to commercial experts.

*Cotton.*

Two samples of cotton from Oshogbo and Ibadan, received through the British Cotton Growing Association, were of good quality but irregular in length. They were valued at 8.47d. and 8.47d. to 8.52d. per lb. respec-

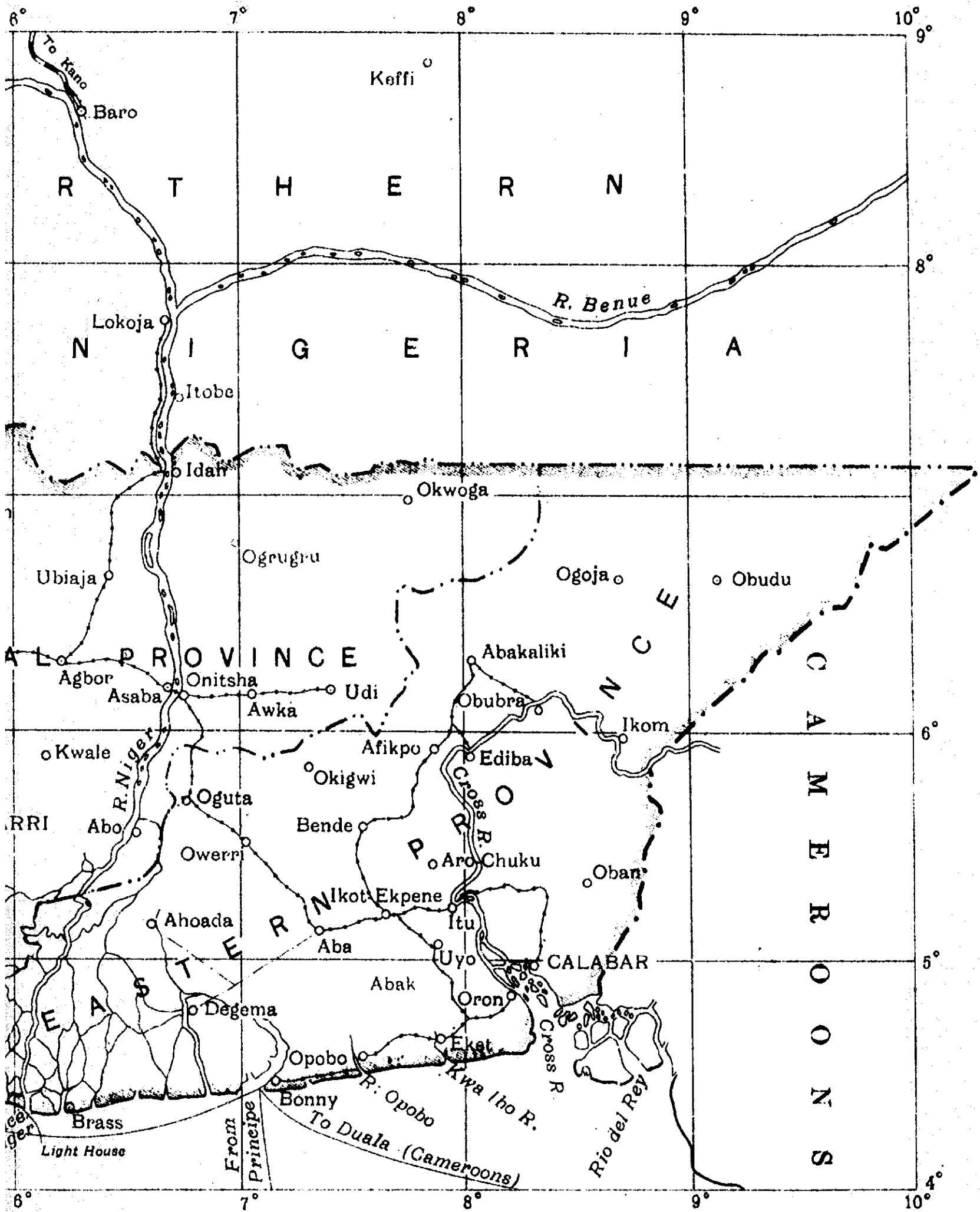
# OUTLINE MAP OF SOUTHER



## REFERENCE

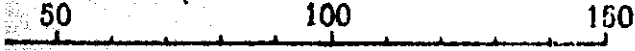
- Railway constructed.....
- Telegraph ".....
- " under construction.....
- Headqu.....
- Portion.....
- as the C.....

# SOUTHERN NIGERIA, 1911.



3,334,636 or 1 Inch to 52.63 Miles.

*Osborne Survey, Southampton, 1912.*



## REFERENCE

- Headquarters of Administrative Districts
- Portion of Southern Nigeria known as the Colony
-

tively, with "middling" American at 8.37*d.* per lb. With continued selection of seed from year to year it is probable that the length of staple of these two Southern Nigeria cottons will gradually become more even.

#### Rubber.

A sample of ceera rubber, prepared by the Lewa method and afterwards smoked, consisted of cakes formed of aggregated balls. The rubber was only of fair quality on account of its deficiency in strength, and was valued at 4*s.* to 4*s.* 6*d.* per lb. in London with fine hard Para at 6*s.* 11*d.* per lb.

A sample of *Puntumia elastica* rubber in biscuit form was of inferior quality on account of its unsatisfactory physical properties, probably owing to defective methods of preparation. Specimens of the same rubber in the form of small lumps, which were forwarded at the same time, were of much better quality, and were valued at 3*s.* per lb. in London, with fine hard Para at 4*s.* 1*d.* per lb.

Three samples of the rubber of *Ficus elastica* prepared by different methods were submitted for examination. One sample had coagulated with carbonate of potash and dried in the smoke of burning palm-kernels, whilst the other two were coagulated without potash, one being dried in the smoke of burning palm-kernels and the other over a fire of green wood. The last two samples were of very good quality, and were valued at from 3*s.* 4*d.* to 3*s.* 6*d.* per lb. in London, with fine hard Para at 4*s.* 1*d.* per lb.; the rubber coagulated with potash was weaker and less satisfactory in composition than the other specimens and was valued at a slightly lower price, viz., 3*s.* 4*d.* per lb.

#### Palm Oil.

Nine representative samples of palm oil from the Eastern Province were examined in order to determine to which of the commercial classes of palm oil they belonged. Three of the samples were found to be "soft" oils, four were "hard" oils, and two were "mixed" oils, *i.e.*, intermediate between the "soft" and "hard" oils. A report was also furnished as to the yields of glycerine obtainable from the oils.

#### Tanning Materials.

A sample of the bark of *Anogeissus leiocarpus* contained only 17.1 per cent. of tannin and yielded a yellowish-brown leather of stiff and somewhat harsh texture. The percentage of tannin is too low for the bark to be profitably exported to Europe, but it might be used as a tanning material or for the preparation of a tanning extract in Southern Nigeria.

Four samples of mangrove bark, named "Akoriko," "Egba," "Ogunda," and "Ikate," contained low percentages of tannin, the highest yield being only 16.8 per cent. The barks could not be profitably exported to Europe under present conditions, but two of them, "Egba" and "Ogunda," furnished leather of good colour and texture and could be used locally in the Colony for tanning purposes or for the manufacture of tanning extracts.

#### Dyestuffs.

Herbarium specimens of the "Osun" tree were identified at Kew as *Pterocarpus Osun*, Craib.

#### Minerals.

The examination of specimens collected by the Mineral Surveyors was continued during the year. Reports on the results of the work of the Mineral Survey during 1907-08 and 1908-09 were published as No. 76 [Cd. 5517] and No. 81 [Cd. 5901] of the Miscellaneous Series of Colonial Reports.

Other minerals examined and reported on included 30 specimens of borings from wells sunk in the course of a search for petroleum in the Colony, mineral water and sand from a spring near Idah, and quartz and sandstone from the Oban and Obubra Districts.

## COLONIAL REPORTS, &c.

The following recent reports, &c., relating to His Majesty's Colonial Possessions have been issued, and may be obtained from the sources indicated on the title page :—

### ANNUAL.

No.	Colony, &c.	Year.
708	Uganda ... ..	1910-1911
709	Straits Settlements...	1910
710	Basutoland ... ..	1910-1911
711	Leeward Islands ... ..	"
712	St. Vincent ... ..	"
713	St. Lucia ... ..	1910
714	St. Helena ... ..	1911
715	Weihaiwei ... ..	"
716	Ceylon ... ..	1910-1911
717	Gibraltar ... ..	1911
718	Gambia ... ..	"
719	Ashanti ... ..	"
720	Falkland Islands ... ..	"
721	Seychelles ... ..	"
722	Northern Territories of the Gold Coast...	"
723	Hong Kong... ..	"
724	Sierra Leone ... ..	"
725	Gold Coast ... ..	"
726	Turks and Caicos Islands ... ..	"
727	Fiji ... ..	"
728	Bechnanaland Protectorate ... ..	1911-1912
729	Basutoland ... ..	"
730	Colonial Survey Committee ... ..	"
731	Malta ... ..	"
732	Nyasaland ... ..	1911-1912
733	British Honduras ... ..	1911
734	Gilbert and Ellice Islands... ..	1910

### MISCELLANEOUS.

No.	Colony, &c.	Subject.
71	Imperial Institute ... ..	Foodstuffs.
72	Fiji ... ..	Hurricane, 1910.
73	Jamaica ... ..	Cayman Islands.
74	Ceylon ... ..	Mineral Survey, 1906-7 and 1907-8.
75	West Indies... ..	Imperial Department of Agriculture.
76	Southern Nigeria ... ..	Mineral Survey, 1907-8.
77	St. Vincent ... ..	Roads and Land Settlement Fund.
78	Weihaiwei ... ..	Census, 1911.
79	Northern Nigeria ... ..	Mineral Survey, 1907-8 and 1908-9.
80	Nyasaland ... ..	Mineral Survey, 1908-9.
81	Southern Nigeria ... ..	Mineral Survey, 1908-9.
82	Imperial Institute ... ..	Rubber and Gutta-percha.
83	Southern Nigeria ... ..	Mineral Survey, 1910.